


SIGN	DATE	DESCRIPTION	APPROVER
		<i>THIS IS CAD DRAWING, DO NOT REVISE MANUALLY!!!</i>	



**Material**

- Terminal body
- (metal housing): Brass(CuZn)
- Terminal screw: Steel Zinc plating "-" slot type
- Wire guard: Stainless steel
- Surface of solder tail: Tin plated
- Insulator (housing): Thermoplastic (UL94V-0)

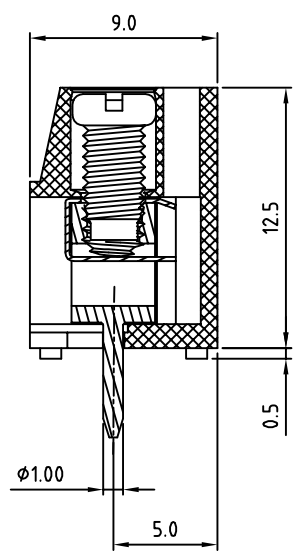
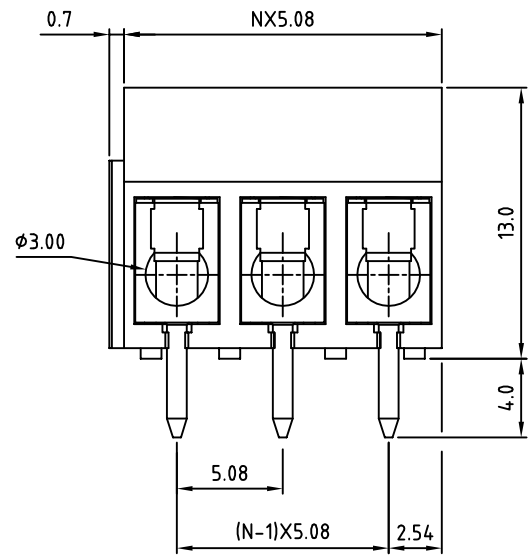
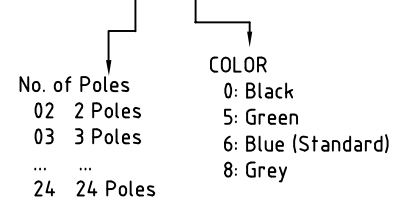
**Electrical**

- Voltage rating: 300VAC
- Current rating: 15A
- Wire range:
  - Solid wire(AWG): 14-22
  - Stranded wire(AWG): 14-22
- Torque(Lb-In): 3.5
- Screw: M3
- Wire strip length: 6-7mm
- Withstanding Voltage: 1.5KV
- Operating temperature: -30°C to +105°C
- Soldering temperature: 250°C±10°C/5 Sec

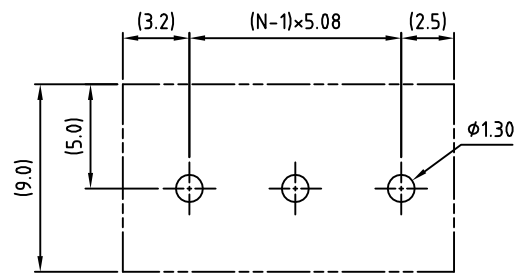
RoHS Compliant

PART NUMBER:

**OSTTAXX4163**



N=Number of poles



**RECOMMENDED PCB LAYOUT**

THESE DRAWINGS AND SPECIFICATIONS ARE THE PROPERTY OF ON-SHORE TECHNOLOGY, INC. AND SHALL NOT BE REPRODUCED, COPIED OR USED IN ANY MANNER WITHOUT THE PRIOR WRITTEN CONSENT OF ON-SHORE TECHNOLOGY, INC.



TITLE		OSTTA - 5.08mm series one interlock, 4.0mm pin			
PART NO.	OSTTAXX4163	DWG NO.	OSTTAXX4163.DWG		
APPROVED	CHECKED	DESIGNED	DRAWN	CUST NO.	Tolerance
	Marvin 2006.02.08	Marvin 2006.02.08	Marvin 2006.02.08		X. ±0.50 X.X ±0.30 X.XX ±0.10 X° ±1°
					UNIT: mm
				SHEET: 01/01	SCALE: NONE
				REV: C	